


There are several things to consider when choosing the right swing gate motor for your specific gate (detailed below):

- How long is each gate or gates?
- Is the gate for domestic or commercial use?
- Does the gate have **closed panelling (table 1)** or **open bars (table 2)**? For example: **Open bar** gates may only require a smaller motor as there is not as much wind resistance
- What is the measurement from the motor side of the post to where the hinge is mounted (**table 3**)? **This is very important in choosing the correct motor for the gate**
- Is the gate standard swinging or rising hinge? For example: The motor will have to pull the gate up hill in rising hinge applications, therefore will require a more powerful motor


Swing gate with closed panels (table 1)

Requires uprated motor, while also considering gate length



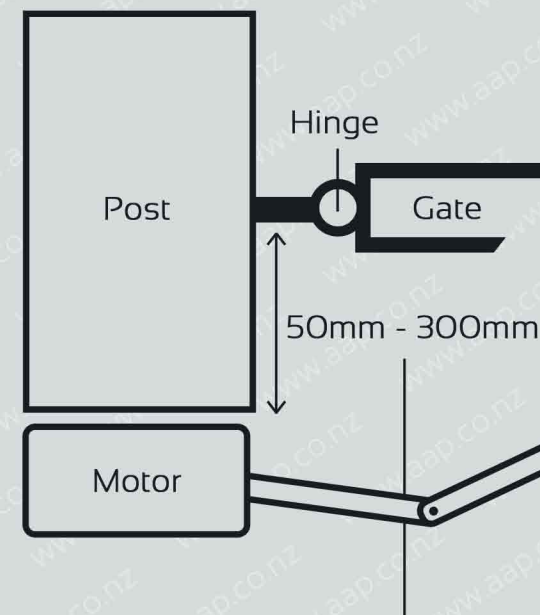
Swing gate with open bars (table 2)

Requires standard motor to suit gate length

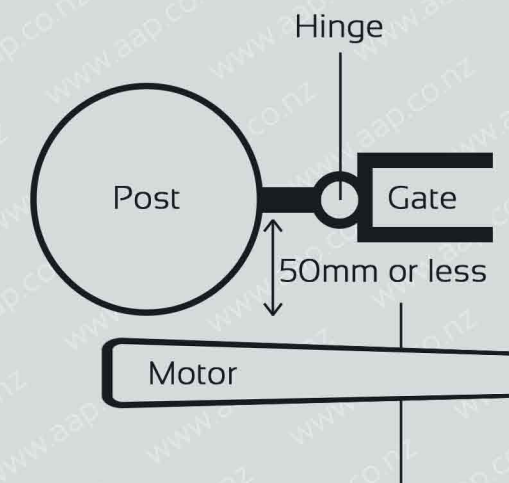


Gate post - Birds eye view (table 3)

This measurement will determine which type of motor needs to be used



This application requires an articulated arm actuator
B-PR45E24 Series



This application requires a standard actuator
B-BOB Series

After these questions are answered, see next page for further details on selecting the correct actuator

A-PROBE KIT



Vehicle Detection Device

CPT-DHI6A-10T



Access Control Keypad

CPT KIT A8-W



Colour Video Intercom

DB-D101S



IP Intercom


DB-D2101KV



IP Intercom With Keypad



BOB Series - Open Bar Gates (low wind resistance)



Gate Maximum Weight

Gate Length


	200 kg	250 kg	300 kg	350 kg	400 kg	450 kg	500 kg	600 kg	700 kg	800 kg
1,5 m	B-BOB3024 B-BOB30M	B-BOB3024 B-BOB30M	B-BOB3024 B-BOB30M	B-BOB3024 B-BOB30M	B-BOB3024 B-BOB30M	B-BOB5024 B-BOB50M	B-BOB5024 B-BOB50M	B-BOB5024 B-BOB50M	B-BOB5024 B-BOB50M	B-BOB50M
1,8 m	B-BOB3024 B-BOB30M	B-BOB3024 B-BOB30M	B-BOB3024 B-BOB30M	B-BOB3024 B-BOB30M	B-BOB5024 B-BOB50M	B-BOB5024 B-BOB50M	B-BOB5024 B-BOB50M	B-BOB5024 B-BOB50M	B-BOB5024 B-BOB50M	B-BOB50M
2,1 m	B-BOB3024 B-BOB30M	B-BOB3024 B-BOB30M	B-BOB3024 B-BOB30M	B-BOB5024 B-BOB50M	B-BOB5024 B-BOB50M	B-BOB5024 B-BOB50M	B-BOB5024 B-BOB50M	B-BOB5024 B-BOB50M	B-BOB5024 B-BOB50M	B-BOB50M
2,5 m	B-BOB3024 B-BOB30M	B-BOB3024 B-BOB30M	B-BOB5024 B-BOB50M	B-BOB5024 B-BOB50M	B-BOB5024 B-BOB50M	B-BOB5024 B-BOB50M	B-BOB5024 B-BOB50M	B-BOB5024 B-BOB50M	B-BOB5024 B-BOB50M	B-BOB50M
3 m	B-BOB3024 B-BOB30M	B-BOB5024 B-BOB50M	B-BOB5024 B-BOB50M	B-BOB5024 B-BOB50M	B-BOB5024 B-BOB50M	B-BOB5024 B-BOB50M	B-BOB5024 B-BOB50M	B-BOB5024 B-BOB50M	B-BOB50M	
3,5 m	B-BOB5024 B-BOB50M	B-BOB5024 B-BOB50M	B-BOB5024 B-BOB50M	B-BOB5024 B-BOB50M	B-BOB5024 B-BOB50M	B-BOB50M	B-BOB50M			
4 m	B-BOB5024 B-BOB50M	B-BOB5024 B-BOB50M	B-BOB5024 B-BOB50M	B-BOB5024 B-BOB50M	B-BOB50M	B-BOB50M				
4,5 m	B-BOB5024 B-BOB50M	B-BOB5024 B-BOB50M	B-BOB5024 B-BOB50M	B-BOB50M	B-BOB50M					
5 m	B-BOB5024 B-BOB50M	B-BOB5024 B-BOB50M	B-BOB50M	B-BOB50M						



BOB Series

See accessories on page 3 for bolt on brackets

B-PR45E24 Series - Open Bar Gates (low wind resistance)



Gate Maximum Weight

Gate Length

	150 kg	200 kg	250 kg	280 kg	300 kg	350 kg	400 kg	500 kg	600 kg
1 m	B-PR45E24	B-PR45E24	B-PR45E24	B-PR45E24	B-PR45E24	B-PR45E24	B-PR45E24	B-PR45E24	B-PR45E24
1,5 m	B-PR45E24	B-PR45E24	B-PR45E24	B-PR45E24	B-PR45E24	B-PR45E24	B-PR45E24	B-PR45E24	B-PR45E24
1,8 m	B-PR45E24	B-PR45E24	B-PR45E24	B-PR45E24	B-PR45E24	B-PR45E24	B-PR45E24	B-PR45E24	B-PR45E24
2,1 m	B-PR45E24	B-PR45E24	B-PR45E24	B-PR45E24	B-PR45E24	B-PR45E24	B-PR45E24	B-PR45E24	
2,5 m	B-PR45E24	B-PR45E24	B-PR45E24	B-PR45E24	B-PR45E24	B-PR45E24	B-PR45E24		
3 m	B-PR45E24	B-PR45E24	B-PR45E24	B-PR45E24	B-PR45E24	B-PR45E24			
3,5 m									
4 m									



B-PR45E24

Note: Articulated arm sold separately - Part number: B-DU.E2

BOB & HD Series - Closed Panel Gates (high wind resistance)



Gate Maximum Weight

Gate Length

	200 kg	250 kg	300 kg	350 kg	400 kg	450 kg	500 kg	600 kg	700 kg	800 kg
1,5 m	B-BOB3024 B-BOB30M	B-BOB3024 B-BOB30M	B-BOB3024 B-BOB30M	B-BOB3024 B-BOB30M	B-BOB5024 B-BOB50M	B-BOB5024 B-BOB50M	B-BOB5024 B-BOB50M	B-BOB5024 B-BOB50M	B-HD35AC B-BOB50M	B-HD35AC B-BOB50M
1,8 m	B-BOB3024 B-BOB30M	B-BOB3024 B-BOB30M	B-BOB5024 B-BOB50M	B-BOB5024 B-BOB50M	B-BOB5024 B-BOB50M	B-BOB5024 B-BOB50M	B-BOB5024 B-BOB50M	B-BOB5024 B-BOB50M	B-HD35AC B-BOB50M	B-HD35AC B-BOB50M
2,1 m	B-BOB5024 B-BOB50M	B-BOB5024 B-BOB50M	B-BOB5024 B-BOB50M	B-BOB5024 B-BOB50M	B-BOB5024 B-BOB50M	B-BOB5024 B-BOB50M	B-BOB5024 B-BOB50M	B-BOB5024 B-BOB50M	B-HD35AC B-BOB50M	B-HD35AC B-BOB50M
2,5 m	B-BOB5024 B-BOB50M	B-BOB5024 B-BOB50M	B-BOB5024 B-BOB50M	B-BOB5024 B-BOB50M	B-BOB5024 B-BOB50M	B-HD35AC B-BOB50M	B-HD35AC B-BOB50M	B-HD35AC B-BOB50M	B-HD35AC B-BOB50M	B-HD35AC
3 m	B-BOB5024 B-BOB50M	B-BOB5024 B-BOB50M	B-BOB5024 B-BOB50M	B-BOB5024 B-BOB50M	B-BOB50M B-HD30AC	B-HD35AC B-BOB50M	B-HD35AC B-BOB50M	B-HD35AC	B-HD35AC	
3,5 m	B-BOB5024 B-BOB50M	B-BOB5024 B-BOB50M	B-BOB50M	B-BOB50M B-HD50AC	B-BOB50M B-HD50AC	B-BOB50M B-HD50AC	B-BOB50M B-HD50AC			
4 m	B-BOB5024 B-BOB50M	B-BOB50M B-HD50AC	B-BOB50M B-HD50AC	B-BOB50M B-HD50AC	B-HD50AC	B-HD50AC				
4,5 m	B-BOB50M B-HD50AC	B-HD50AC	B-HD50AC	B-HD50AC	B-HD50AC					
5 m	B-HD50AC	B-HD50AC	B-HD50AC	B-HD50AC	B-HD50AC					



BOB Series

See accessories on page 3 for bolt on brackets



HD Series

B-PR45E24 Series - Closed Panel Gates (high wind resistance)



Gate Maximum Weight

Gate Length

	150 kg	200 kg	250 kg	280 kg	300 kg	350 kg	400 kg	500 kg	600 kg
1 m	B-PR45E24	B-PR45E24	B-PR45E24	B-PR45E24	B-PR45E24	B-PR45E24	B-PR45E24	B-PR45E24	B-PR45E24
1,5 m	B-PR45E24	B-PR45E24	B-PR45E24	B-PR45E24	B-PR45E24	B-PR45E24	B-PR45E24	B-PR45E24	
1,8 m	B-PR45E24	B-PR45E24	B-PR45E24	B-PR45E24	B-PR45E24	B-PR45E24	B-PR45E24		
2,1 m	B-PR45E24	B-PR45E24	B-PR45E24	B-PR45E24	B-PR45E24	B-PR45E24			
2,5 m	B-PR45E24	B-PR45E24	B-PR45E24	B-PR45E24	B-PR45E24				
3 m	B-PR45E24	B-PR45E24	B-PR45E24	B-PR45E24					
3,5 m									
4 m									



B-PR45E24

Note: Articulated arm sold separately - Part number: B-DU.E2